

Prairie Ridge

Band Resource Guide

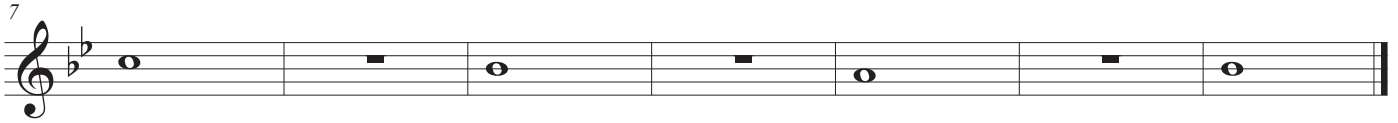
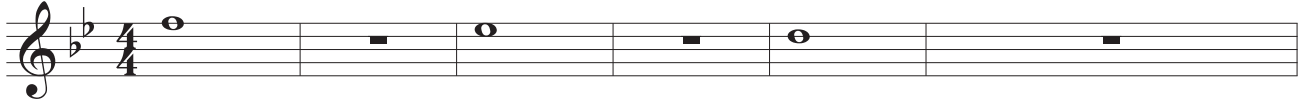


Percussion

This page intentionally left blank

Mallets

Long Tone Warm-Up



Technique Builder Bb

Bells

1

9

17

25

33

41

49

53

Technique Builder Bb

8 ⁵⁷

⁶¹

9 ⁶⁵

⁶⁹

10 ⁷³ Scale

⁷⁶ Arpeggio Chords

⁸¹

⁸⁷

Technique Builder Eb

Bells

1 

9 

17 

25 

33 

41 

49 

53 

Technique Builder F

Bells

1

9

2

17

3

25

4

33

5

41

6

49

7

53

Detailed description: The image shows a musical score for a bell instrument, titled 'Technique Builder F'. The score is written in a single system with 8 staves, each beginning with a measure number. The key signature is one flat (Bb) and the time signature is 4/4. The music consists of eighth and quarter notes, with some rests and slurs. The first four staves (measures 1-25) feature a steady eighth-note pattern. The fifth and sixth staves (measures 33-41) introduce a more complex rhythmic pattern with slurs and rests. The seventh and eighth staves (measures 49-53) continue with eighth-note patterns, including some slurs and rests. The score ends with a double bar line and repeat dots.

Mallet Percussion

Tone Calisthenics 2015

(long tones and lip slurs)

A Please follow the written stickings!

R R R R R R R R L L L L L L L L

5

R R R R L L L L R R L L R R L L

9

R L R L R L R L R L R R L R L L

13

R R L R L L R L R L L R L R R L R

B 16th Note Timing (can also use left-hand lead)

1

R R R R R R R R R L R R L R R L R R L R

5

R R R R R R R R R R L R R L R R L R R L

9

R R R R R R R R R L R L R L R L R L R L R L R L

13

R R R L R R R R L R L R L R L R L R L R L R

2

1 **C**

R L R L R L R L R L R L R etc.

5

9

13

1 **D**

R L R L R L R L R

5

9

13

1 **E** Double-Stroke Development

R L R L R L R L R R L R L R R L R L

5

R L L R L R L L R L R L R R L R L R R L

9

R L R L L R L R L L R L R R L L R L R R L L

13

R L R L R R L L R R L L R L R R L L R R L L R R L L R

1 **F** Paradiddle Development

R L R R L R L R R L R L R L L R L R L L

5

R L R L R R L R L L R L R R L R L L L R L R R L

9

R L R L L R L R R L R L L R L R R L R L L L R L R R L R L L

13

R L R L R R L L R L R L L L R R L R L R R L R L R L L R

G Flam Development

1

Down Up Full

R R R R R R LR R LR LR R LR

5

Down Up Full

L L L L L L RL L RL RL L RL

9

(Alternating Flams)

LR RL LR RL LR RL LR RL LR RL LR RL

13

(Flam Tap)

Tap Tap Tap Tap

LR R RL LR R RL LR R RL L LR R RL L LR

Tone Cal Snare Drum Parts

Ankeny Bands

1 **A** Please follow the written stickings!

4/4

R R R R L L L L L L L L

5

R R R R L L L L R R L L R R L L

9

R L R L R L R L R L R R L L

13

R R L R L L R L R L L R R L R

1 **B** 16th Note Timing (can also use left-hand lead)

R R R R R R R R R L R R R L R R R L R R L R

5

R R R R R R R R R R L R R L R R L R R L

9

R R R R R R R R R L R L R L R L R L R L R L R L

13

R R R L R R R R R L R L R L R L R L R L R L R L R L R

2 **C** Buzz-Roll Development #1

1 R L R L | | | R L R L

5 R L R R L R | | | R L R R L R

9 R R L R R L | | | R R L R R L

13 R L R L R L R | | | R L R L R L R

1 **D** Buzz-Roll Development #2

1 R L R L R L R L | | | R L R L R L R L

5 R R L R R R L R | | | R R L R R R L R

9 R L R L R R L R L R | | | R L R L R R L R

13 R L R L R L R L R L R L R | | | R L R L R L R L R L R

1 **E** Double-Stroke Development

1 R L R L R L R L | | | R R L R L R R L R L

5 R L L R L R L L R L | | | R L R R L R L R R L

9 R L R L L R L R L L | | | R L R R L L R L R R L L

13 R L R L R R L L R R L L | | | R L R R L L R R L L R R L L R

F Paradiddle Development

1
 R L R R L R L R R L R L R L L R L R L L

5
 R L R L R R L R L L R L R R L R L L

9
 R L R L L R L R R L R L L R L R R L R L L

13
 R L R L R R L L R L R L L R R L R L R L L R

G Flam Development

1
 Down Up Full
 R R R R R R LR R LR LR R LR

5
 Down Up Full
 L L L L L L RL L RL RL L RL

(Alternating Flam)

9
 LR RL LR RL LR RL LR RL LR RL

(Flam Tap)

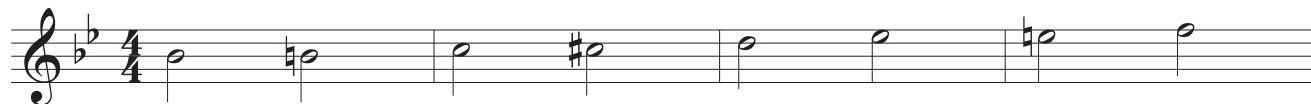
13
 Tap Tap Tap Tap
 LR R RL LR R RL LR R RL L LR R RL L LR

This page intentionally left blank


Chromatic Scale Exercises

Bells

Do-Sol



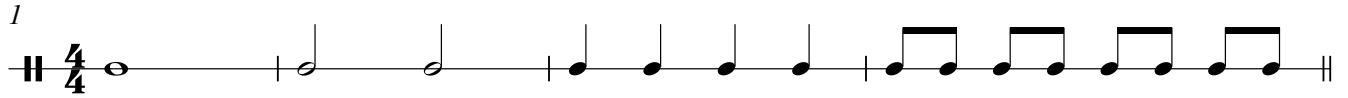
Full Range



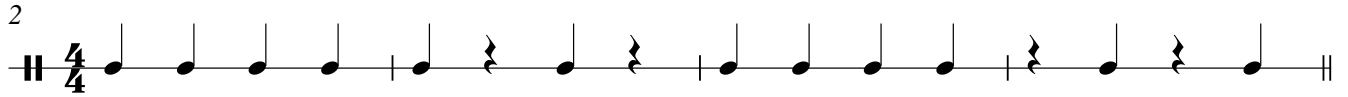
This page intentionally left blank

PR 6th Grade Spring 18-Week Rhythm Review

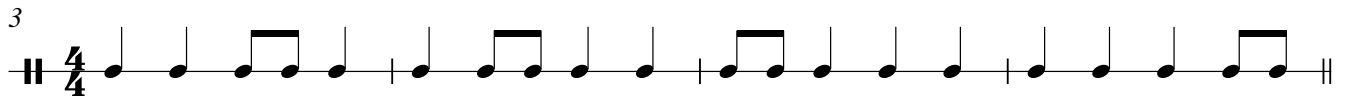
1



2



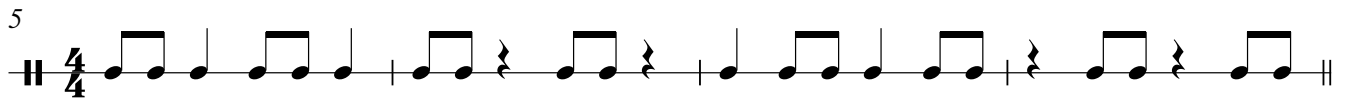
3



4




5



6



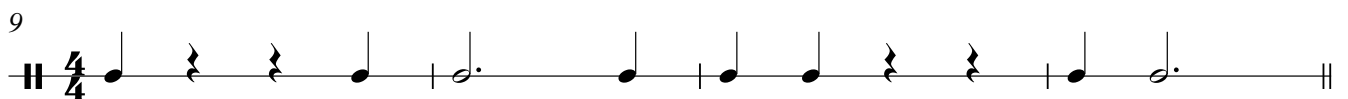
7



8

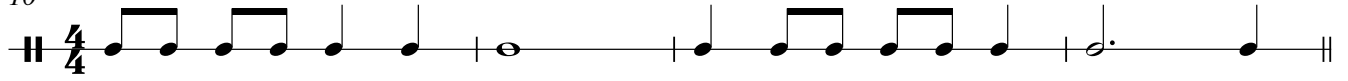


9



2

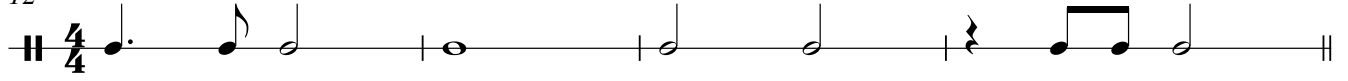
10



11



12



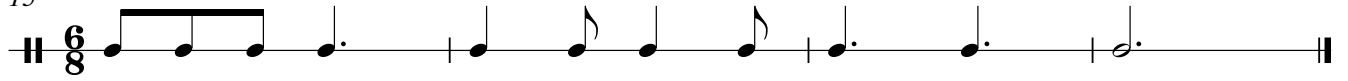
13



14

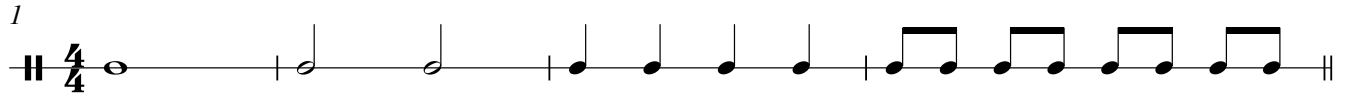


15

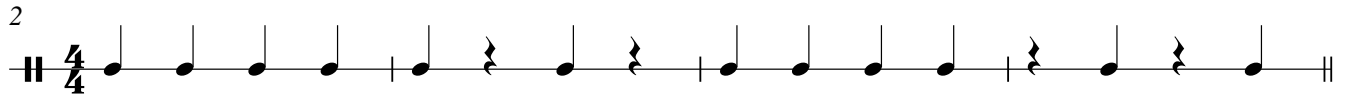


PR 7th Grade Spring 18-Week Rhythm Review

1




2



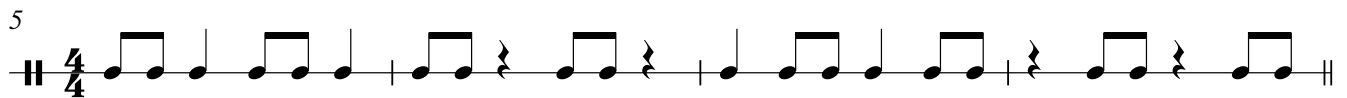
3



4



5



6



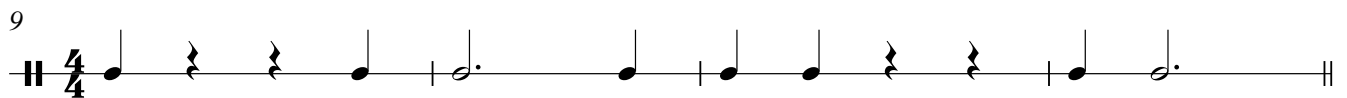
7



8



9



This page intentionally left blank

Star Spangled Banner

Mallets

John Philip Sousa

Moderato ♩ = 108

7

1. 2.

f *p* *p*

13

mf *f*

19

ff

Oh, say can you see by the dawn's early light
What so proudly we hailed at the twilight's last gleaming?
Whose broad stripes and bright stars thru the perilous fight,
O'er the ramparts we watched were so gallantly streaming?
And the rocket's red glare, the bombs bursting in air,
Gave proof through the night that our flag was still there.
Oh, say does that star-spangled banner yet wave
O'er the land of the free and the home of the brave?